

# WIDFORD PARISH PLAN SURVEY SUMMARY

**(187 households completed the survey though not every household answered every question, so not all figures add up as one might expect. Percentage figures relate to the number of responses for that question. Words in italics are generally the summary of individual comments).**

No of survey forms distributed	212 100%
No of survey forms returned	187 (88%)

\*\*\*\*\*

## OUR VILLAGE

To begin we need to draw a picture of our community as it is today.

How is your household made up?	Self and partner	138 (77%)
	No partner	42 (23%)
Children (how many)	Have children	67 (38%)
	No children	109 (62%)

Households with	24 (35%)	37 (54%)	4 (6%)	2 (3%)	1 (1%)
	1 child	2 children	3 children	4 children	5 children

Does anybody else live with you?  
*A very small (9) number of households are made up of extended families.*

What is your age group?	Yourself		
	24 (13%)	103 (57%)	54 (30%)
	20-40	40-65	Over 65
Your Partner	19 (14%)	85 (61%)	35 (25%)
	20-40	40-65	Over 65

How old are your Children? (Living at home)

<b>AGE 1-5</b> 1 <sup>st</sup> child: 10 2 <sup>nd</sup> child: 8 3 <sup>rd</sup> child: 2 <u>Total: 20 (17%)</u>	<b>AGE 6-11</b> 1st child: 15 2 <sup>nd</sup> child: 18 3 <sup>rd</sup> child: 2 4 <sup>th</sup> child: 0 5 <sup>th</sup> child: 1 <u>Total: 36 (30%)</u>	<b>AGE 12 -16</b> 1 <sup>st</sup> child: 18 2 <sup>nd</sup> child: 11 3 <sup>rd</sup> child: 2 4 <sup>th</sup> child: 2 <u>Total: 33 (28%)</u>	<b>AGE 17 -21</b> 1st child: 10 2 <sup>nd</sup> child: 4 <u>Total: 14 (12%)</u>	<b>AGE 21+</b> 1st child: 14 2 <sup>nd</sup> child: 2 <u>Total: 16 (13%)</u>
---	---	---	--	---

How long have you lived in Widford?

1-9 yrs: 69 (39%)	10-19yrs: 37 (21%)	20- 29yrs: 23 (13%)	30-39yrs: 17 (10%)	40+ yrs: 30 (17%)
----------------------	-----------------------	------------------------	-----------------------	----------------------

How long has your partner lived in Widford?

1-9yrs: 59 (44%)	10-19yrs: 36 (27%)	20-29yrs: 17 13%)	30-39yrs: 11 (8%)	40+yrs: 11 (8%)
---------------------	-----------------------	----------------------	----------------------	--------------------

Are you:

71 (40%)	31 (18%)	63 (36%)	12 (7%)
Employed	Self Employed	Retired	Other

Is your Partner:

58 (43%)	26 (19%)	38 (28%)	12 (9%)
Employed	Self Employed	Retired	Other

Does any member of your household work in Widford?

Yes: 27 (16%)
No: 142 (84%)

Do you commute to work?

Yes: 86 (54%)
No: 72 (46%)

If so, how far?

Up to 15 miles	51 (61%)
Over 15 miles	33 (39%)

Does your Partner commute to work?

Yes: 74 (59%)
No: 52 (41%)

If so, how far?

Up to 15 miles	37 (51%)
Over 15 miles	35 (49%)

## EMPLOYMENT

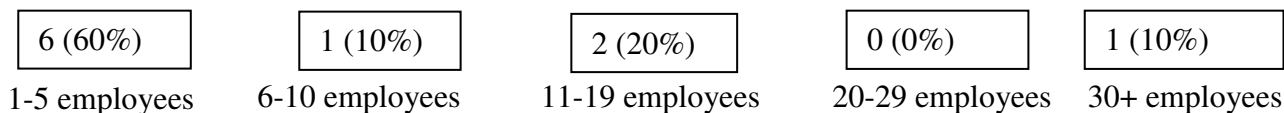
Huge changes in the economic structure of Britain over the last sixty years have reduced dramatically the employment opportunities in rural villages, but there are still some small enterprises continuing in Widford.

Do you carry on a business in Widford?


Yes: 18 (11%)
No: 140 (89%)

If so:

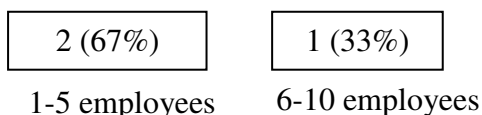
- How many people do you employ?



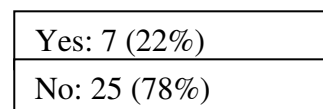
- Do any of your employees live within the village?



- How many?



- Do you anticipate further employment opportunities in your business?



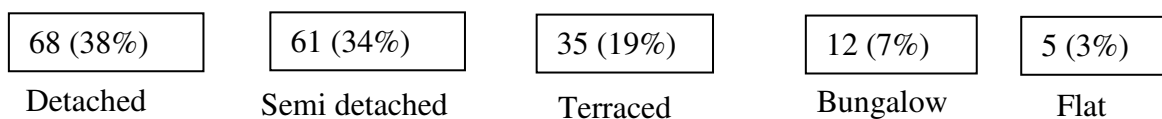
## HOUSING

There are 196 dwellings in Widford. The Department of the Environment lists fifty-four of these properties as being of architectural or historic merit. There are eleven other listed buildings in the village, including the church, the school and some barns.

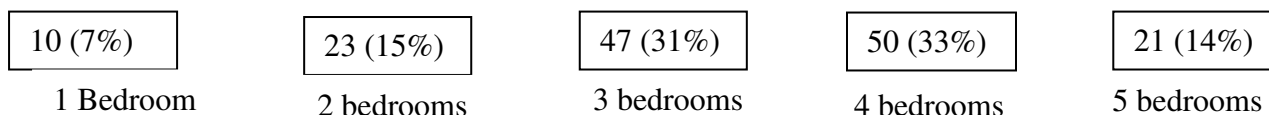
There have been several areas of expansion in the last sixty years; Benningfield Road in 1951, Lambs Gardens in 1967, Bell Lane and Benningfield Close in 1969, Daintrees in 1985, Poets Gate in 2003 and the Wick's nursery site in 2004. Some new or replacement single dwellings have been built and some smaller cottages have been joined together to make larger dwellings.

### Existing Homes

Firstly, we want to get as much information as possible about our existing dwellings. Please tell us about your home. Is it:



How many Bedrooms?



When was your home built?



How long have you lived in this property?

47 (26%)	30 (17%)	33 (18%)	43 (24%)	28 (15%)
0-5 yrs	5-10 yrs	10-20 yrs	20-40 yrs	40 yrs or more

How many people live in your home?

36 (20%)	123 (68%)	13 (7%)	7 (4%)	2 (1%)
1 Adult	2 Adults	3 Adults	4 Adults	5 Adults
15 (29%)	29 (57%)	5 (10%)	2 (4%)	2 (1%)
1 Child	2 Children	3 Children	4 Children	5 Children

Do you have a Garage?

Yes: 109 (61%)
No: 70 (39%)

Do you use it to park your car?

Yes: 62 (55%)
No: 50 (45%)

Is your home:

144 (81%)	26 (15%)	7 (4%)
Owner Occupied	Rented-Housing Assn	Rented-Private

## THE FUTURE

Local Authority Planning Authorities have generally been in favour of a small amount of expansion in the village. In general they are:

- In favour of in-filling, i.e. building in spaces within the village with a road frontage. Do you agree with this policy?

83 (52%)	58 (36%)	20 (12%)
Yes	No	Don't Know

- Against back-filling, i.e. building behind existing houses or between existing houses and farmland. Do you agree with this policy?

71 (44%)	73 (46%)	16 (10%)
Yes	No	Don't Know

- Against building outside the existing village boundary, i.e. extending the edge of the village. Do you agree with this policy?

91 (56%)	55 (34%)	17 (10%)
Yes	No	Don't Know

Do you think more housing would spoil the village?

97 (59%)	49 (30%)	18 (11%)
Yes	No	Don't Know

Do you think the number of extra houses built in the past 10 years has been:

11 (7%)	110 (67%)	21 (13%)	22 (13%)
Too few	About right	Too many	Don't Know

If there were to be more housing, what type would you consider to be acceptable?

99 (64%)	38 (25%)	17 (11%)
Individual Dwellings	Small Groups (less than 10)	Don't know

Other: Of 22 responses 8 favoured small groups and 3 favoured Housing Association. Conversion of redundant farm buildings was suggested. Affordability was stressed.

What type of housing, if any, do you think the Village needs?

Smaller single person dwellings	16 (13%)	Starter homes for young couples	48 (39%)
Warden assisted housing for older people	23 (19%)	Homes for families (3 bedrooms or more)	36 (29%)

Other: 57 households responded. There was a clear preference for family homes (24), starter homes (21) and warden-assisted homes (11). Affordability was stressed. 6 respondents said "none".

## TRANSPORT

**Let's start with private transport:**

Do you own a car?	Yes: 154 (92%)
	No: 13 (8%)

How many cars in your household?

42 (28%)	82 (54%)	14 (9%)	12(8%)	2 (1%)
1 car	2 cars	3 cars	4 cars	5+ cars

Can you park your car(s) off the road?	Yes: 145(94%)
	No: 10 (6%)

On road parking is a real problem in rural villages, do you have any suggestions as to how this could be relieved in Widford?

A large number (20) of the 57 responses to this question suggested the provision of a village car park. 8 households pointed out the necessity for off road car parking when new houses are built. Many residents commented that households do have off road parking some of which is not used. A number of people observed that on road parking helped to reduce speed on the roads. Widening the road, especially Benningfield Road was suggested.

Do you or anybody in your household, use your car to commute to work?	Yes: 99 (66%)
	No: 52 (34%)

Would you use your car if acceptable Public Transport were available?

Yes: 87 (66%)

No: 45 (34%)

**Now for Public Transport:**

Do you use Public Buses?

Yes: 61 (38%)

No: 100 (62%)

And if so do you find the service:

9 (13%)

Good

33 (48%)

Satisfactory

27 (39%)

Poor

How could the Service be improved?

*Only 2 replies out of 56 to this question mentioned cost (cheaper); most responses wanted an extended service both in frequency of buses and destinations; co-ordination of inter linked services and train connections were proposed. A number of specific routes were identified.*

Do you use the Rail Service?

Yes: 93 (58%)

No: 67 (42%)

From which station?

3 (3%)

Bishop Stortford

52 (58%)

Harlow

34 (38%)

Ware

How do you find the Train Service?

40 (40%)

Good

54 (53%)

Satisfactory

7 (7%)

Poor

How do you regard the condition of our local roads?

4 (3%)

Good

43 (27%)

Satisfactory

110 (70%)

Poor

If you are without a car and need to go to the surgery at Much Hadham, do you find the Public Transport to be satisfactory?

Yes: 15 (18%)

No: 68 (82%)

Speeding through our village is a continuing problem, how do you think this could be reduced?

*We know from the direct survey question (below) that 73% of residents favour a 20 mph speed limit in the village. 100 residents added further suggestions to help reduce speeding. A large number (30) favoured electronic devices – flashing warning signs, fixed/ mobile cameras. 26 people proposed traffic calming measures including speed bumps/strips and 14 suggested road width restriction. Greater police enforcement was also proposed.*

Would you support a 20 MPH speed limit through Widford?

Yes: 119 (73%)

No: 33 (20%)

Don't Know: 11 (7%)

Do you think we should have street lighting in Widford?

Yes: 43 (26%)
No: 103 (62%)
Don't know: 19 (12%)

## EDUCATION

Access to educational facilities in Widford is limited because of the village's size and location. We have a small village JMI School with a maximum capacity of 8 children in each year group, plus pre-school facilities. Recently, the School was commended by OFSTED as being a good school with outstanding features.

### Widford School and Pre-School

Do you have children who attend School or Pre-School?

Yes: 19 (11%)
No: 155 (89%)

If yes how many children attend the School or Pre-School?

7 (37%)	10 (53%)	2 (11%)
I child	2 Children	3 Children

If yes, are you happy with the quality of education the small village School provides?

Yes: 18 (100%)
----------------

Comments on the quality of education:

*Of the 10 replies one pointed out that a small school had advantages and disadvantages. The other 9 were: fantastic / excellent / wonderful / outstanding.*

Do your children attend any after school clubs or activities at Widford School?

Yes: 13 (76%)
No: 4 (24%)

Comments on after school activities:

*From the returns to this question 21 children (out of the 40) attend various after school activities.*

Would you like your children to attend a breakfast club at the school?

Yes: 4 (27%)
No: 11 (73%)

Have you had children at the School or Pre-School in the past?

Yes: 42 (26%)
No: 119 (74%)

If yes how many?

9 (21%)	24 (57%)	8 (19%)	1 (2%)
1 child	2 children	3 children	5 children

Do you have children living in Widford who attend Pre-School or Infant/Junior School outside Widford?

Yes: 13 (10%)
No: 113 (90%)

If yes, where?

*Of the 13 children who attend pre-school or infant/junior school outside of Widford 3 go to Ware and 3 to Hunsdon. Others went to Wareside, Much Hadham, Hertford, Bishops Stortford, Hertingfordbury and Waltham Abbey.*

Is there anything that you feel the School should be doing differently?

Yes: 8 (11%)
No: 64 (89%)

If yes, what?

*10 households responded with suggestions including special needs provision, compulsory uniform, off street parking for school pick-up and improved sports facilities.*

Do you ever have contact with Widford School at any of the following?

72 (91%)	2 (3%)	5 (6%)
School Fete	School Open Days	Church Events

**Other:** *35 respondents had contact with the school, mostly through open days (21) and church events (19). 2 respondents were school governors.*

Do you feel that Widford School plays an important part in the life of the Village?

Yes: 110 (95%)
No: 6 (5%)

Would you like the School to be doing anything more/different in the community?

Yes: 9 (13%)
No: 58 (87%)

If yes, what? *Of the 12 replies, 3 mentioned more involvement with senior residents. Summer activities to support working parents, and public use of school facilities outside of school time, were also suggested.*

## SECONDARY SCHOOLS

Do you have children attending secondary schools or colleges in the local area?

Yes: 29 (18%)
No: 129 (82%)

If yes, please answer the following questions:

How many of your children go to secondary school/colleges in:

Ware	1 child: 13	2 children: 2	Total: 17 (37%)
Hertford	1 child: 5	2 children: 1	Total: 7 (15%)
B/Stortford	1 child: 3	2 children: 6	Total: 16 (36%)
		3 children: 1	
Hoddesdon	1 child: 2	2 children: 1	Total: 4 (8%)
Other places where children went were Puckeridge (1) and Turnford (1).			Total: 2 (4%)



How do they travel to secondary school/college?

15 (50%)	5 (17%)	10 (33%)
Public bus	School bus	Car

How long does it take them to get to school/college?

Under 30 minutes  
Over 30 minutes

18 (62%)
11 (38%)

Does Education Authority fund your child's travel to School/College?

Yes:	7	2	11( 24%)
	1 child/house	2 children/house	Total
No:	15	8	34 (76%)
	1 child/house	2 children/house	3children/house
			Total

Is it easy for your child(ren) to travel to and from School outside normal hours e.g. if they attend an after-school activity?

Yes: 8 (27%)
No: 22 (73%)

If no please explain: *All 22 responses said it was difficult. Infrequent and unreliable bus service was cited by all. 2 pointed out that bus passes are not usable outside of school hours.*

### ADULT EDUCATION

Do you or does anyone in your immediate family attend Adult Education, WEA, U3A or similar classes?

Yes: 15 (9%)
No: 143 (91%)

If so where? *15 households stated that they attended adult education courses: Ware (7), Harlow(2), Hertford(2), and Sawbridgeworth(2). One reply pointed out that there were inadequate bus services during the day to make this possible.*

If yes, how do you get there? Out of 15 people, 14 travelled by car.

Is it easy for you to get there?

Yes: 14 (48%)
No: 15 (52%)

## COMMUNITY

### Widford Church

Widford is the proud possessor of a Grade I listed 12<sup>th</sup> century Church, St. John the Baptist. The care of the Church is in the hands of the Parochial Church Council, supported by the Friends of Widford Church, an independent and secular organisation. St. John the Baptist is an Anglican Church and Catholic services are provided in the adjoining village, Much Hadham, where there is a shared Church of England/Catholic Church.

Are you a regular Churchgoer?	Yes: 19 (11%)
	No: 147 (89%)

Do you attend festival times?	Yes: 63 (40%)
	No: 96 (60%)

Do you support Church functions? (e.g. Safari Super, Christmas Sale)	Yes: 96 (59%)
	No: 68 (41%)

Would you use the Church for Baptism, Funerals, Marriages?	Yes: 120 (75%)
	No: 40 (25%)

Are you interested in the Church as an historical monument?	Yes: 142 (88%)
	No: 19 (12%)

Are you aware of the Friends?	Yes: 115 (71%)
	No: 47 (29%)

Would you be prepared to Support this Organisation? If so how?

*Of the 54 replies the majority (45) were positive. 35 are already friends; a further 14 would attend functions and help with fundraising. Lack of time was given as one of the main negatives.*

## Village Archive

The Parish Council is the custodian of the Widford Village Archive, donated in 2009. It contains irreplaceable photographs and documents, magazines, articles and programmes of village events.

Are you aware of the existence of the Archive?	Yes: 125 (77%)
	No: 38 (23%)

## Security

Generally do you feel safe and secure in Widford?	Yes: 157 (96%)
	No: 6 (4%)

Are you concerned about any particular form of criminal activity?	Yes: 68 (45%)
	No: 82 (55%)

If yes, what?

*This question elicited the greatest number of replies – 62. Of these most (56) were concerned about property theft from homes, out buildings and vehicles. Often cited (17) were concerns about vandalism to cars and property, drug related crimes and fly tipping. Further concerns were voiced about trail bikes and anti-social behaviour.*

Are you a member of a Neighbourhood Watch Scheme?

Yes: 78 (50%)
No: 77 (50%)

Do you think it works well?

Yes: 99 (85%)
No: 17 (15%)

If no, do you have any suggestions to improve it? *The majority of the 19 respondents (14) suggested better communication with perhaps an increased number of co-ordinators.*

Do you know how to contact our local Police Officer?

Yes: 123 (76%)
No: 38 (24%)

Do you think a more visible Police presence on our streets would help to reduce crime?

Yes: 105 (67%)
No: 51 (33%)

Have you ever attended the mobile Police Station on its visits to Widford?

Yes: 27 (17%)
No: 136 (83%)

### Sociability/Services

The village has initiated a monthly tea and cake afternoon in the Village Hall. Are you aware of this activity?

Yes: 145 (87%)
No: 21 (13%)

Do you ever attend?

Yes: 45 (27%)
No: 119 (73%)

Have you any ideas how it might be improved?

Yes: 9 (8%)
No: 110 (92%)

If yes, what?

*Suggestions included alternating the day or the time of the event (5). Also suggested was publicity to broaden the attendance and to introduce activities (e.g. cards). There were some very positive comments about this activity.*

Do you think we as a village are doing enough for:

Young people:	Yes: 29 (26%)
	No: 82 (74%)

Senior citizens	Yes: 56 (52%)
	No: 52 (48%)

If not how do you think this situation could be improved?

*19 of the 47 replies suggested a youth club. 5 suggested improvements to the playing field and 3 mentioned seniors lunches/Christmas dinner and keep fit classes. Activities for teenagers could combine with neighbouring villages, and outings could be arranged for seniors. A number of people (4) suggested that seniors/ young people should be consulted.*

If it were possible to reinstate a community Post Office  
In Widford, would you use it on a regular basis?

Yes: 145 (88%)
No: 20 (12%)

## Parish Council

The parish council meets six times a year in the village hall. Meetings are open to the public to observe, debate and there is generally time for questions at the end.

Have you ever attended a Parish Council meeting?

Yes: 67 (41%)
No: 95 (59%)

Do you think the Parish Council:

- Generally represents the views of Widford residents?

Yes: 91 (75%)
No: 30 (25%)

- Should have more authority over local affairs?

Yes: 91 (76%)
No: 29 (24%)

## Parish Magazine

Do you read the Parish Magazine?

Yes: 157 (97%)
No: 5 (3%)

If so, do you think it is:

105 (64%)
-----------

Excellent

49 (30%)
----------

Good

9 (6%)
--------

Average

Is there anything extra you would like to see included?

Yes: 13 (10%)
No: 121 (90%)

If yes, what?

*The 19 suggestions included a sale and swop section(3) and 'letters to the editor'(2). Other suggestions included a crossword; school children section; and a village history section.*

## Village Website

At the time this survey was carried out there were three websites covering activity in Widford:

The Church: [www.hwwchurch.org.uk](http://www.hwwchurch.org.uk)  
The School/friends of Widford School: [www.widford.herts.sch.uk](http://www.widford.herts.sch.uk)  
The Friends of Widford Church: [www.friendsofwidfordchurch.org](http://www.friendsofwidfordchurch.org)

Were you aware of these sites?

Yes: 66 (43%)
No: 87 (57%)

Work was in hand at the time (under the umbrella of the Parish Council) to develop a website for the whole village.....[www.widford.org.uk](http://www.widford.org.uk).....NOTE: This is now up and running.

Do you have access to the Internet?

Yes: 133 (82%)
No: 29 (18%)

Are there any items you would like to suggest for our New village website?

Yes: 28 (24%)
No: 91 (76%)

If yes, what?

*There were 30 replies to this question. Ideas advanced included – information on village events (10) bus time tables (3) footpath maps and walks (6) discussion forum (3) directory of local services (3) minutes of Parish Council meetings (2) Taking advertisements and a ‘for sale’ section were also proposed, and a history archive page.*

Note: The results of the parish plan survey will be published on the Parish website - [www.widford.org.uk](http://www.widford.org.uk).

## LEISURE ACTIVITIES

### PLAYING FIELD

In 1979, when John Pawle sold his farmland, a team of volunteers from the Village Hall Committee worked together to raise the funds to purchase Askell’s Field, which we now know as Widford Playing Field. A new Charity was set up; children’s play equipment, a cricket strip and a football pitch were installed and trees/hedges were planted – a huge community effort. Since then the field has continued to be managed by a committee of volunteers, maintaining and improving facilities. They are currently fund raising for new play/exercise equipment for children and adults.

Do you use the playing field?

Yes: 54 (34%)
No: 105 (66%)

Yes – what for?

*Replies suggested that villagers used the playing field for the enjoyment of their children (15), grandchildren (12) and walking themselves (6). 19 attended village functions on the field; 10 played football.*

No – why?

*Of the 48 households who answered this question 39 didn’t use the field because: they were too old (8), had no children (10), the equipment was poor (7), the area was uncared for (2). 3 didn’t know where it was and 3 had no time. 6 gave no reason.*

The facilities provided could be expanded if there was sufficient demand. What new or improved facilities would encourage you to make more use of this valuable resource?

Expanded children’s play equipment

Yes: 61 (36%)
No: 110 (64%)

Running Track

Yes: 19 (11%)
No: 152 (89%)

Adult exercise equipment

Yes: 38 (22%)
No: 133 (78%)

Cricket Strip

Yes: 19 (11%)
No: 152 (89%)

Football pitch	Yes: 23 (13%)	Other ball games	Yes: 30 (18%)
	No: 148 (87%)		No: 141 (82%)
Sitting/garden area	Yes: 48 (28%)	Changing Rooms	Yes: 19 (11%)
	No: 123 (72%)		No: 152 (89%)
Toilets	Yes: 35 (20%)	Car Park	Yes: 33 (19%)
	No: 136 (80%)		No: 138 (81%)

### Other suggestions

15 households put forward ideas; tennis court (5), dog walking area (3) although one response was to ban dogs and better facilities for small children e.g. sand pit.

Can you help in anyway?

Yes: 18 (12%)

No: 137 (88%)

If so, how? 24 households commented; 20 offered help with ground maintenance, fundraising and administration.

## VILLAGE HALL

Our Village Hall was originally built by G S Pawle as a drill hall for the Hertfordshire Regiment TA, and used in the 1<sup>st</sup> World War by a Staffordshire Regiment whose members were billeted in Widford. It became a focal point for village activities but was sadly lacking in amenities. In 1956 a group of volunteers worked together to raise the funds to buy and modernise the building – another great community effort. Since then many more teams of volunteers have given their time and talents to maintain and improve the hall, the latest being a new kitchen installed earlier this year. However, this great resource is under utilised and volunteers for the committee are thin on the ground.

Do you attend functions at the Village Hall?

If not, why not? Of the 16 responses 4 were too busy, 3 'don't go out' and 4 were new to the village. 2 didn't feel welcome/weren't asked; and one found it too expensive.

Yes: 117 (71%)

No: 48 (29%)

Have you or would you hire the Village Hall for a family celebration?

If no, why not?

17 commented, 12 households gave personal reasons i.e. use own home. 5 cited the hall- poor acoustics, too expensive, unattractive, not family friendly.

Yes: 121 (75%)

No: 41 (25%)

Activities might be expanded if there was sufficient demand. What new activities would encourage you to make more use of our Village Hall?

Short Mat Bowls

Yes: 25 (14%)

No: 148 (86%)

Table Tennis

Yes: 32 (18%)

No: 141 (82%)

Youth Club	Yes: 33 (19%)	Coffee Mornings	Yes: 22 (13%)
	No: 140 (81%)		No: 151 (87%)
Games Afternoons	Yes: 13 (8%)	Art Classes	Yes: 31 (18%)
	No: 160 (92%)		No: 142 (82%)
Yoga	Yes: 46 (27%)	Pilates	Yes: 46 (27%)
	No: 127 (73%)		No: 127 (73%)
Whist	Yes: 7 (4%)	Bridge	Yes: 13 (8%)
	No: 166 (96%)		No: 160 (92%)

Other exercise: *Keep fit (7) aerobics (4) tai chi (3) and badminton (1) were ideas put forward, along with exhibitions.*

Dancing: *20 replies favoured dancing including barn dancing (5) ballet for children (3) ballroom (3) salsa (3) line(2) and tap (2). Jive/rock and roll were proposed and tea dances were suggested.*

Other activities? *5 households put forward ideas for new activities; cinema (classis films) guest speakers; local history or musical functions and scrabble club.*

Can you help in any way?

Yes: 18 (12%)
---------------

No: 137 (88%)
---------------

If so, how?

*Of the 14 comments, 10 people came forward with offers of help including youth club support (3) and coaching in table tennis/ badminton/ painting and drawing.*

## ALLOTMENTS

In 1978 Widford Parish Council purchased land by footpath 18 (accessed from Benningfield Road) and created 22 allotment plots. Over time, most fell into disuse but in July 2008, with the assistance of community service workers, the area was cleared, water was laid on and the 22 plots are now let. A small orchard is proposed and there is further land for more plots to be created.

Do you rent an allotment?

Yes: 11 (7%)
--------------

No: 154 (93%)
---------------

If no, would you like to rent one?

Yes: 11 (7%)
--------------

No: 145 (93%)
---------------

## PUBLIC HOUSE

At one time there were five public houses in Widford. We now have just one – The Green Man. Five years ago the Bell was converted into a private house with seven other properties on the land. Soon after that, the Green Man was threatened with closure but successfully retained following a campaign by the local community.

Do you use our Village Pub?				Yes: 84 (51%)
				No: 80 (49%)
Yes – How Often?				
4 (5%)	16 (20%)	13 (16%)	49 (60%)	
Daily	Weekly	Monthly	Less Often	

If no, why? 60 households replied. 23 didn't frequent pubs, and 3 found the pub too expensive. The remaining 34 cited lack of food, poor ambience and facilities, and simply 'not my sort of pub' for not using the pub.

How important do you think it is to retain our Village Pub?

109 (68%)	16 (20%)	9 (6%)
Very	Quite	Not at all

## ENVIRONMENT

Widford is situated above the Ash Valley, one of the most beautiful rural areas in East Herts. There are over eight miles of maintained footpaths and bridleways in the Parish that are used and enjoyed by local residents and walkers from further afield. Within the Village there are many lovely gardens and other managed areas at the school, church, allotments and playing fields. This all forms part of a rich variety of habitats that support a great abundance of living things.

Do you value the rural environment around our village?	Yes: 165 (100%)
	No: 0 (0%)

Do you think some areas are being threatened?	Yes: 83 (61%)
	No: 54 (39%)

Where and how could this situation be improved?

*Stop Harlow North was by far the highest priority in this section - 28 out of 53 responses. 2 mentioned Stop Stansted Expansion. Maintenance of the conservation area, and of listed buildings and structures; preservation of the rural village setting and no over development were recurring themes. Fly tipping especially at the bottom of Pegs Lane (2) and possible gypsy sites (2) were also mentioned.*

Should we create more protected areas – pond, meadow, woodland?	Yes: 94 (71%)
	No: 39 (29%)

If yes, do you have any suggestions?

*25 households commented. A village pond attracted 4 responses; clean up of the Ash River and ditches (7), plant more trees and provide habitat for wildlife (5). Acquire land for woodland and river meadow.*

Are you aware of the number of sites of archaeological significance around the village?	Yes: 49 (31%)
	No: 111 (69%)



To encourage walkers and riders, the Parish Council is compiling a map of our network of footpaths and bridleways. It will be available to villagers and visitors, and also displayed on our notice board. The Parish Council has placed benches in strategic positions so walkers can rest and enjoy our lovely countryside.

Do you use the footpaths?	Yes: 146 (89%)
	No: 18 (11%)

If yes, do you walk with a dog?	Yes: 59 (38%)
	No: 95 (62%)

Do you ride a horse around our bridleway system?	Yes: 8 (5%)
	No: 147 (95%)

Do you have any ideas on how our footpath and bridleway system could be improved or made more accessible?	Yes: 29 (22%)
	No: 103 (78%)

If so, what?

*36 households responded. Suggestions included a map of paths (6); replace stiles and dog flaps with kissing gates (4); better signage to keep horse riders off foot paths (3); maintain the surface of B22 (the top of Nether Street) - as a byway open to all traffic (2); provide dog litter bins (3). There was a general feeling towards making paths more accessible to all in the village. Develop the old railway line from Ware to Much Hadham as a cycle path.*

These are activities that may spoil our enjoyment of the village environment. Are you concerned about:

Aircraft Noise	Yes: 62 (37%) No: 107 (63%)	Fly Tipping	Yes: 122 (72%) No: 47 (18%)
Heavy and fast traffic	Yes: 127 (75%) No: 42 (25%)	Quad and motor bikes on paths	Yes: 101 (60%) No: 68 (40%)
Dog barking and/or fouling	Yes: 76 (45%) No: 95 (55%)	Unauthorised shooting/ Hunting/ coursing	Yes: 57 (34%) No: 111 (66%)
Expansion of Stansted Airport?	Yes: 102 (60%) No: 67 (40%)	Harlow North Proposal	Yes: 135 (80%) No: 34 (20%)
Wind Turbine electric generators	Yes: 44 (26%) No: 124 (74%)		

The Parish Council pays a “Litter Picker” (traditionally a teenager living in the village) to help keep the village tidy. Does he/she do a good job?

Yes: 131 (78%)
No: 12 (7%)
Don't know: 24 (14%)

## FINALLY

We have tried to cover all aspects of Village life. If you think there is something we have missed out please add your comments here:

There were many responses to this request, from a short sentence to whole paragraphs in length. The subject matter varied greatly and it proved impossible to summarise the information provided. The full results of this final section may be viewed on the Widford website, [www.widford.org.uk](http://www.widford.org.uk), (Survey Results - Complete), or a copy may be obtained from the Parish Council Clerk, Mrs Beryl Hollylee.

The Team:

Trish Bindefeld, Ian Brett

Frances Luck, Nicky Parker / Diane Penn

Christopher Taylor-Young, Janine Wignall, Adrian Evans

Secretarial: Beryl Hollylee, Sue Holway, Rosie Wignall

This survey has been funded by a grant from the Community Development Agency

Contact: Beryl Hollylee Tel: 01279 842673